

PRELUDE

SOCIAL

STORY

WORSHIP

GROUPS

HOME

CREATING A SAFE PLACE TO CONNECT  
25 MINUTES

## MADE TO CREATE

an activity that explores ideas through the process of drawing, building, designing, and problem-solving



## \* 1. NOTHING IS IMPOSSIBLE WITH GOD [HEAR FROM GOD | MEMORY VERSE ACTIVITY]

**WHAT YOU NEED:** "Nothing Is Impossible with God" Activity Page, Bible marked at Psalm 27, crayons, red, orange and yellow tissue paper scraps, cups of water, paint brushes, towels

## TODAY'S BIBLE STORY

### Fire on the Mountain

Elijah and the Prophets of Baal  
1 Kings 18:16-46

### WHAT YOU DO:

- Give each kid an Activity Page.
- Lead kids to point to the words as you read the verse aloud.
- Encourage kids to either say the verse with you or think it in their heads.
- Guide kids to color the wood and the stones.
- Show kids how they can brush water over the paper and attach bits of torn tissue paper to the moistened areas.
- Remind kids of the four GIANT jars of water that the Israelites poured over Elijah's altar.
- As kids work, unpack how Elijah and the Israelites saw God's goodness.

## TODAY'S BOTTOM LINE

God can do the impossible.

### WHAT YOU SAY:

"Psalm 27:13 tells us that we can be CONFIDENT that we'll see God's goodness. How did Elijah and the Israelites see God's goodness? (*They saw God do the impossible; they saw God send fire and rain.*) God is good, and **God can do the impossible.**

## MONTHLY MEMORY VERSE

I remain confident of this:  
I will see the goodness of the  
Lord in the land of the living.  
Psalm 27:13, NIV


"We may never see God do the impossible, but we can see proof of His goodness and His power when we see the world He made! Just by speaking, God made the sun, moon, and stars; He made all the plants and trees; and He made all the animals that swim, fly, and walk. Best of all, God made people! God made YOU! Can God do the impossible? (*Pause.*) Yes, **God can do the impossible.** And God is GOOD!"

## MONTHLY LIFE APP

Confidence—Learning to see  
yourself the way God sees you

## BASIC TRUTH

I can trust God no matter what.



**“I remain confident of this: I will see  
the goodness of the LORD in the land  
of the living.”**

**Psalm 27:13, NIV**

---

**What to Do:**

Print one on cardstock for each kid.

**“Nothing Is Impossible with God, NIV” Activity Page**

June 2021, Week 4, Small Group K-1  
©2021 The reThink Group, Inc. All rights reserved.

## MADE TO CREATE

an activity that explores ideas through the process of drawing, building, designing, and problem-solving



## 1. MAKE IT RAIN

[TALK ABOUT GOD | BIBLE STORY REVIEW]

**WHAT YOU NEED:** "Make It Rain" Activity Page, paper towel rolls, aluminum foil, rice, clear tape, colored paper, scissors, markers, rubber bands, and small funnel

### WHAT YOU DO:

- Explain that you'll make rain sticks to remember how God did the impossible by stopping the rain for three years and starting it again, exactly when He wanted.
- The following instructions (along with instructional images) are also on the "Make It Rain Review" Activity Page.
  - Give each kid a 10" piece of foil, a paper towel tube, a marker, and a 7" piece of foil.
  - Instruct kids to take their larger piece of foil and twist it into a stick shape.
  - Direct the kids to wrap the twisted foil stick around their paper towel roll to mold the stick into a spiral shape.
  - Tell them to slowly slide the spiral shape off of the paper towel roll and set it aside.
  - Instruct the kids to take the smaller piece of foil and twist it into a skinny, wire-like stick.
  - Direct them to wrap this piece around their marker to make it spiral like they did with the bigger piece of tin foil. Explain that they must wrap the foil in a tighter spiral than the other piece of foil.
  - Instruct the kids to slide the spiral off of the marker and carefully place the smaller spiral inside of the larger spiral. Help as needed. Set the spirals aside when finished.
  - Give each kid two pieces of colored paper.
  - Direct the kids to set one of the pieces of paper aside for later.
  - Instruct kids to use their marker to trace the bottom of their paper towel tube onto a piece of the colored paper. Direct them to do this twice.
  - Tell kids to draw a bigger circle around each of the individual circles they traced and cut out the outer circles. (This is for extra paper to cover the paper tube ends so rice doesn't fall out.)
  - Instruct kids to secure one paper circle to one end of their paper towel tube using plenty of clear tape. (Help as needed to make sure the circle is secure.)
  - Instruct the kids to slide their spirals into the paper towel tube.
  - Funnel about ¼ cup of rice into each kid's paper towel tube.
  - Instruct them to secure the open end with their other paper circle and clear tape.
  - Encourage kids to use their other piece of colored paper to wrap around their tube for decoration, and to use markers and rubber bands to make their tube look festive!
- *Optional:* Direct the kids to write today's Bottom Line on their rain stick.
- Allow kids to try out their rain sticks while reviewing the true and false review questions from the story below.

## TODAY'S BIBLE STORY

### Fire on the Mountain

Elijah and the Prophets of Baal  
1 Kings 18:16-46

## TODAY'S BOTTOM LINE

**God can do the impossible.**

## MONTHLY MEMORY VERSE

**I remain confident of this:  
I will see the goodness of the  
Lord in the land of the living.**  
Psalm 27:13, NIV

## MONTHLY LIFE APP

**Confidence—Learning to see  
yourself the way God sees you**

## BASIC TRUTH

**I can trust God no matter what.**

## (1. MAKE IT RAIN, CONTINUED)

- If they think the answer is true, instruct the kids to make it rain by turning their sticks upside down.
- If they think the answer is false, instruct them to keep their sticks still.

### True/False review questions

1. Israel was ruled by King Ahab in the time of our story. *(true)*
2. King Ahab wanted everyone to worship God, but the people of Israel only wanted to worship a false god. *(false—Ahab wanted everyone to worship Baal and even built a temple for this false god.)*
3. Elijah was a prophet God sent to Ahab to deliver a message that it was not going to rain. *(true)*
4. Although crops failed, rivers dried up, and the drought took place, God provided for Elijah. *(true)*
5. In the third year of the drought, God sent Elijah to talk to King Ahab, but Elijah decided not to go. *(false—Elijah did go.)*
6. Elijah asked King Ahab to bring all of the prophets of Baal to Mount Carmel. He asked Baal's prophets to prepare an altar for Baal and put a lamb on top of it. *(false—They put a bull on the altar.)*
7. When Elijah saw that Baal did not respond, he instructed everyone to see his altar he assembled for God. Elijah only put a bull on the altar and nothing else. *(false—He also told the Israelites to dump water on top of the altar and all around it, which made everything really wet.)*
8. Elijah called on God and asked that God would let all of them know that He is the one true God! Flames of fire fell down from the sky and burned up the wet wood and sacrifice. *(true)*
9. Many people fell on their faces, worshipping God. But the prophets of Baal tried to escape and were captured. *(true)*
10. Though there was no sign of rain, God sent rain for the first time in three years! *(true)*

### WHAT YOU SAY:

"Can you imagine living in a place where it didn't rain for three years? Your favorite lake would be all dried up! Swimming pools would probably shut down. Water would be hard to come by. Can you imagine waiting that long for God to answer a prayer? Instead of believing that **God can do the impossible**, Ahab and the people of Israel took matters into their own hands and turned to the false god of Baal.

"It's easy for us to look down on King Ahab and his people, wondering how they could give up on God and worship a false god. But we have probably found ourselves unsure if God will come through, too. **[Make it Personal] (Tell about a time you didn't know if God would answer a prayer, but you continued to believe in Him and learned to trust Him, His plan, and His answers.)**

"This week, I want you to use your rain sticks to remember that **God can do the impossible** in your world, too. Doing the impossible isn't just something God did in the stories we hear at church. He is the same God for you, too! Nothing is impossible for Him! When you find yourself doubting or wondering if He will show up in your impossible situation, give your rain stick a little shake. Then you'll remember you can be confident that the same God who is in charge of the rain is in charge of your life, even when you don't see or understand His plan."

PRELUDE

SOCIAL

STORY

WORSHIP

GROUPS

HOME

CREATING A SAFE PLACE TO CONNECT  
25 MINUTES

### MADE TO EXPLORE

an activity that extends learning through hands-on experimentation and discovery



## \*2. BIBLE STORY EXTENSION [TALK ABOUT GOD | BIBLE STORY REVIEW]

**WHAT YOU NEED:** Paper, scissors, mobile device, "Step Through Instructions" Activity Page

### WHAT YOU DO:

- Gather kids in a circle.
- Review the Bible story with the group.
- Potential story discussion questions could be:
  - Who is Elijah? What's a prophet?
  - Why was there a drought?
  - There was a showdown on Mt. Carmel between God, who Elijah worshiped, and Baal, the false god King Ahab worshipped. What happened?
  - What did the prophets of Baal do? What did the false god, Baal, do?
  - What impossible things did God do on Mt. Carmel?
  - Where did Elijah get his confidence to take on Ahab and the 450 prophets of Baal? (Encourage kids to explain their answers.)
- After you review the story, give each kid a piece of paper and scissors.
- Challenge them to do the impossible and to cut a hole in their paper in such a way that they can step through the hole.
- For a visual on how to do the "impossible," refer to the "Step Through Instructions" Activity Page.
- Tell kids that with God, sometimes the impossible becomes possible. Sometimes it is something small that becomes possible, like stepping through a piece of paper or it is something momentous like what happened with Elijah on Mt Carmel.
- **[Make It Personal] (Share with the group about a time when you faced an impossible situation. Maybe you and a friend were on the outs and reconciliation seemed impossible. Or maybe something related to the pandemic caused an impossible situation. Were you able to maintain confident of God's power, no matter the outcome? What truths or Scripture did you lean into during that time?)**

### TODAY'S BIBLE STORY

**Fire on the Mountain**  
Elijah and the Prophets of Baal  
1 Kings 18:16-46

### TODAY'S KEY QUESTION

What seems impossible to you?

### TODAY'S BOTTOM LINE

God can do the impossible.

### MONTHLY MEMORY VERSE

I remain confident of this:  
I will see the goodness of the  
Lord in the land of the living.  
Psalm 27:13, NIV

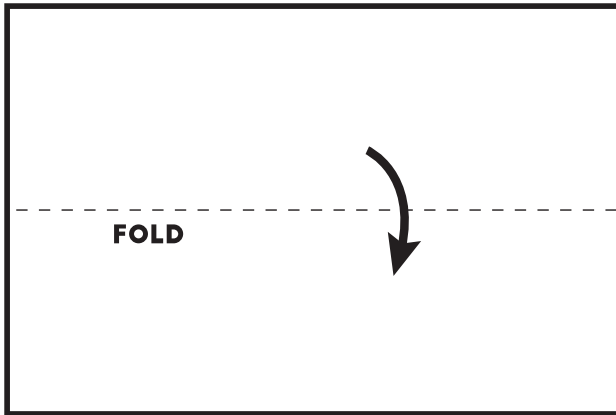
### MONTHLY LIFE APP

Confidence—Learning to see  
yourself the way God sees you

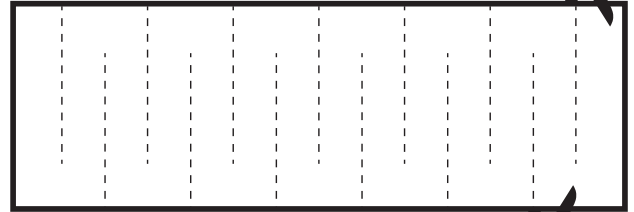
### BASIC TRUTH

I can trust God no matter what.

- 1** Fold a piece of paper lengthwise along bold line.



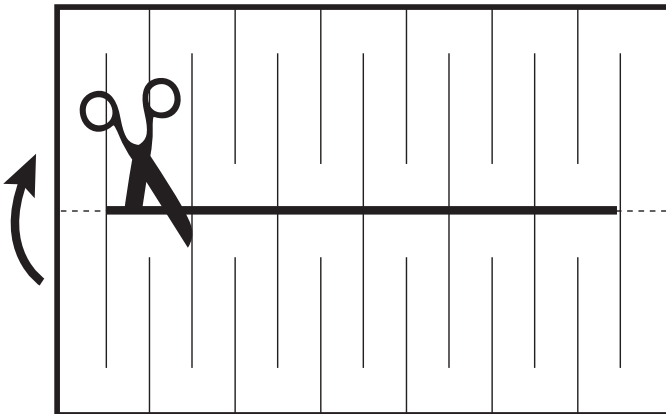
- 2** Starting at the folded edge, cut along the dashed lines. Stop cutting about 1" from the edge of the paper.



- 3** Starting at the edge opposite the fold, cut along the dashed lines. Stop cutting about 1" from the folded edge.



- 4** Skipping the first and last tab, cut along the fold of the remaining tabs.



- 5** Open up the paper and carefully step through!



**What to Do:**  
Provide one for each small group.

**"Step Through Instructions" Activity Page**

June 2021, Week 4, Preteen Small Group  
©2021 The reThink Group, Inc. All rights reserved.